

13th International Solving Contest (ISC) – Sunday, 29th January 2017

Solver	From	Title	Rating	1	2	3	4	5	6	7	8	9	10	11	12	Points	Time	Rank
John Nunn	GBR	GM	2641.00	5	5	5	5	5	5	5	5	4	5	5	5	59.00 <input checked="" type="checkbox"/>	195	1
Georgy Evseev	RUS	GM	2784.64	5	5	5	2.50	4	5	5	5	5	5	5	5	56.50 <input checked="" type="checkbox"/>	240	2
Oto Mihalco	SVK		2177.52	5	5	5	–	5	5	5	5	5	5	5	5	55.00 <input checked="" type="checkbox"/>	233	3
Boris Tummes	GER	GM	2558.08	5	5	5	5	4	5	5	5	1	5	5	5	55.00 <input checked="" type="checkbox"/>	240	4
Eddy Van Beers	BEL	GM	2613.32	5	5	5	2.50	5	5	5	5	0	5	5	5	52.50 <input checked="" type="checkbox"/>	240	5
Oleksiy Solovchuk	UKR	GM	2492.44	5	5	5	2.50	5	5	5	4	0	5	5	5	51.50 <input checked="" type="checkbox"/>	233	6
Michael Pfannkuche	GER	GM	2450.48	5	5	5	2.50	5	5	5	5	1	5	5	3	51.50 <input checked="" type="checkbox"/>	240	7
Arno Zude	GER	GM	2595.59	5	5	5	–	5	5	5	5	5	5	–	5	50.00 <input checked="" type="checkbox"/>	235	8
Michel Caillaud	FRA	GM	2532.81	0	5	5	5	5	5	5	4	0	5	5	5	49.00 <input checked="" type="checkbox"/>	235	9
Anatoly Mukoseev	RUS	GM	2506.34	5	5	5	2.50	0	5	5	5	1	5	5	5	48.50 <input checked="" type="checkbox"/>	240	10-11
Jorma Paavilainen	FIN	GM	2512.40	5	5	5	2.50	0	5	5	5	1	5	5	5	48.50 <input checked="" type="checkbox"/>	240	10-11
Miodrag Mladenovic	SRB	GM	2568.34	5	5	5	2.50	5	5	5	4.50	1	5	–	5	48.00 <input checked="" type="checkbox"/>	235	12
Tomas Peitl	SVK	IM	2502.96	5	5	2	–	5	5	5	5	1	5	5	5	48.00 <input checked="" type="checkbox"/>	239	13
Martynas Limontas	LTU	GM	2548.88	5	5	5	–	5	5	5	5	1	5	–	5	46.00 <input checked="" type="checkbox"/>	240	14
Mihail Ganzhin	RUS		2331.64	5	5	2	2.50	5	5	5	5	1	5	–	5	45.50 <input checked="" type="checkbox"/>	240	15
Harri Hurme	FIN	IM	2265.76	5	4	2	–	4	5	5	4	1	5	5	5	45.00 <input checked="" type="checkbox"/>	236	16
Alain Villeneuve	FRA	IM	2369.09	5	5	5	2.50	5	0	5	5	1	5	5	1.50	45.00 <input checked="" type="checkbox"/>	240	17
Peter van den Heuvel	NED	IM	2292.76	5	5	5	2.50	4	5	5	5	0	2.50	0	5	44.00 <input checked="" type="checkbox"/>	240	18-19
Miloslav Vanka	CZE	FM	2346.49	5	4	5	2.50	4	5	5	5	1	5	2.50	–	44.00 <input checked="" type="checkbox"/>	240	18-19
Andrey Zhuravlev	RUS		2757.35	5	5	5	2.50	0	5	5	5	1	5	5	0	43.50 <input checked="" type="checkbox"/>	237	20
Anna Bylinkina	RUS	w	2096.75	5	5	5	–	3	3	5	4	3	5	0	5	43.00 <input checked="" type="checkbox"/>	238	21
Aleksandr Bulavka	BLR	IM	2395.66	5	5	5	2.50	5	5	5	5	0	5	–	–	42.50 <input checked="" type="checkbox"/>	238	22
Roland Baier	SUI	GM	2515.59	5	5	5	2.50	5	5	5	5	0	5	0	0	42.50 <input checked="" type="checkbox"/>	240	23-26
Kari Karhunen	FIN	IM	2434.92	5	5	5	2.50	5	0	5	5	0	5	0	5	42.50 <input checked="" type="checkbox"/>	240	23-26
Aleksandr Radchenko	RUS		2265.86	5	5	5	2.50	4	0	5	5	1	5	0	5	42.50 <input checked="" type="checkbox"/>	240	23-26
Marina Skorobogatova	RUS	w	2226.91	5	5	5	–	4	0	5	3.50	5	5	5	–	42.50 <input checked="" type="checkbox"/>	240	23-26
Abdelaziz Onkoud	MAR	FM	2413.85	5	5	2	2.50	0	2	5	4	1	5	5	5	41.50 <input checked="" type="checkbox"/>	239	27
Valery Kopyl	UKR	IM	2350.53	5	5	5	2.50	5	5	5	5	0	2.50	0	1.50	41.50 <input checked="" type="checkbox"/>	240	28

13th International Solving Contest (ISC) – Sunday, 29th January 2017

Solver	From	Title	Rating	1	2	3	4	5	6	7	8	9	10	11	12	Points	Time	Rank
Vidmantas Satkus	LTU	IM	2509.43	5	5	2	2.50	0	5	5	5	1	5	0	5	40.50 <input checked="" type="checkbox"/>	240	29
Mikalai Sihnevich	BLR		2196.60	5	5	2	2.50	4	5	5	4	0	2.50	0	5	40.00 <input checked="" type="checkbox"/>	239	30
Vladimir Podinic	SRB	GM	2575.24	5	4	5	2.50	0	5	5	5	1	2.50	0	5	40.00 <input checked="" type="checkbox"/>	240	31
Dolf Wissmann	NED	GM	2387.83	5	5	0	–	4	3	5	5	0	5	2.50	5	39.50 <input checked="" type="checkbox"/>	238	32
Mikhael Gabeskiria	GEO	FM	2274.25	5	4	5	2.50	–	5	5	5	5	2.50	–	–	39.00 <input checked="" type="checkbox"/>	180	33
Thomas Maeder	SUI	IM	2291.79	5	4	–	2.50	1	5	5	4	0	5	2.50	5	39.00 <input checked="" type="checkbox"/>	240	34-35
Masaki Yoshioka	JPN		2148.27	5	5	2	2.50	5	5	5	4.50	0	–	0	5	39.00 <input checked="" type="checkbox"/>	240	34-35
Marcin Kolodziejski	POL		1895.71	5	2	5	2.50	0	4	5	4.50	0	5	2.50	3	38.50 <input checked="" type="checkbox"/>	240	36-38
Evgeny Viktorov	RUS	IM	2487.83	0	5	2	–	5	5	5	4	0	5	2.50	5	38.50 <input checked="" type="checkbox"/>	240	36-38
Bojan Vuckovic	SRB	GM	2561.40	5	5	5	–	0	5	5	4.50	1	–	5	3	38.50 <input checked="" type="checkbox"/>	240	36-38
Danila Moiseev	RUS		1738.82	5	0	5	0	0	5	5	4	1	5	5	3	38.00 <input checked="" type="checkbox"/>	240	39
Mordechay Chovnik	ISR		2327.75	5	5	5	2.50	–	0	5	5	0	2.50	5	1.50	36.50 <input checked="" type="checkbox"/>	240	40-41
Vladimir Kurilenko	UKR		2305.33	5	0	5	2.50	0	3	5	5	1	5	5	0	36.50 <input checked="" type="checkbox"/>	240	40-41
Klaus Köchli	SUI		2248.65	5	4	1	–	0	5	5	5	1	5	5	–	36.00 <input checked="" type="checkbox"/>	240	42-43
Ronald Schafer	GER	FM	2367.99	5	5	2	2.50	–	5	5	5	0	5	–	1.50	36.00 <input checked="" type="checkbox"/>	240	42-43
Claus CZErerin	GER		2182.76	5	4	0	–	4	0	5	5	0	2.50	5	5	35.50 <input checked="" type="checkbox"/>	240	44-45
Marek Kolcak	SVK	FM	2354.39	5	3	5	–	5	5	5	5	0	2.50	0	–	35.50 <input checked="" type="checkbox"/>	240	44-45
Michail Chramcevic	BLR		2075.59	5	5	2	–	–	5	5	4	1	5	–	3	35.00 <input checked="" type="checkbox"/>	240	46-50
Anatoly Khandurin	UKR		2247.62	5	5	5	2.50	0	5	5	5	0	2.50	0	–	35.00 <input checked="" type="checkbox"/>	240	46-50
Aleksandr Mikholap	BLR		1971.04	5	4	1	2.50	–	0	5	5	–	5	2.50	5	35.00 <input checked="" type="checkbox"/>	240	46-50
Oleg Pervakov	RUS	FM	2281.44	5	5	5	2.50	0	5	5	5	1	0	–	1.50	35.00 <input checked="" type="checkbox"/>	240	46-50
Klemen Sivic	SLO	IM	2351.29	5	5	2	–	0	5	5	4.50	1	2.50	5	–	35.00 <input checked="" type="checkbox"/>	240	46-50
Andrey Selivanov	RUS	GM	2319.79	5	5	1	2.50	0	5	5	3.50	0	2.50	–	5	34.50 <input checked="" type="checkbox"/>	240	51-52
Viktor Zajcev	BLR		2230.71	5	5	5	–	0	2	5	5	0	2.50	0	5	34.50 <input checked="" type="checkbox"/>	240	51-52
Vladimir Aridov	UKR	FM	2344.65	5	5	5	–	4	0	5	5	1	2.50	0	1.50	34.00 <input checked="" type="checkbox"/>	240	53
Vladimir Blokhin	RUS	FM	2257.00	5	5	5	–	–	0	5	5	1	5	2.50	0	33.50 <input checked="" type="checkbox"/>	240	54-55
Hans Uitenbroek	NED	IM	2398.75	5	2	1	–	3	5	5	4	1	2.50	0	5	33.50 <input checked="" type="checkbox"/>	240	54-55
Valery Gorbunov	UKR		2001.75	5	–	5	–	–	4	5	4	0	5	5	–	33.00 <input checked="" type="checkbox"/>	225	56

13th International Solving Contest (ISC) – Sunday, 29th January 2017

Solver	From	Title	Rating	1	2	3	4	5	6	7	8	9	10	11	12	Points	Time	Rank
Sergey Borodavkin	UKR		2210.88	0	5	5	2.50	0	5	5	5	1	2.50	–	1.50	32.50 <input checked="" type="checkbox"/>	240	57-61
Richard Dobias	SVK		2083.73	5	5	5	–	–	0	5	5	0	2.50	5	–	32.50 <input checked="" type="checkbox"/>	240	57-61
Andy Ooms	BEL		2243.97	0	5	5	2.50	–	0	5	5	0	5	0	5	32.50 <input checked="" type="checkbox"/>	240	57-61
Dmitry Pletnev	RUS	IM	2397.07	5	0	5	2.50	–	0	5	5	5	5	0	–	32.50 <input checked="" type="checkbox"/>	240	57-61
Aleksey Popov	RUS		2208.11	5	5	5	–	0	5	5	5	0	2.50	0	–	32.50 <input checked="" type="checkbox"/>	240	57-61
Joose Norri	FIN	FM	2316.74	5	5	5	–	–	0	5	4.50	0	5	2.50	–	32.00 <input checked="" type="checkbox"/>	238	62
Michael McDowell	GBR	IM	2311.84	5	5	2	–	0	0	5	5	0	5	0	5	32.00 <input checked="" type="checkbox"/>	240	63
Ivan Bender	CRO		2173.00	5	5	5	–	–	0	5	5	0	5	0	1.50	31.50 <input checked="" type="checkbox"/>	240	64-66
Omer Friedland	ISR	FM	2376.21	0	5	2	2.50	4	5	5	0	–	5	–	3	31.50 <input checked="" type="checkbox"/>	240	64-66
Nikos Sidiropoulos	GRE		2187.47	5	0	2	–	–	0	5	4.50	0	5	5	5	31.50 <input checked="" type="checkbox"/>	240	64-66
Kohei Yamada	JPN	FM	2296.34	5	4	2	–	–	5	5	5	0	5	–	0	31.00 <input checked="" type="checkbox"/>	238	67
Murali Karthikeyan	IND		2322.54	5	5	5	–	–	–	5	4.50	0	5	0	1.50	31.00 <input checked="" type="checkbox"/>	240	68
Lev Glanzspiegel	ISR		2284.71	5	3	5	–	–	4	5	5	1	2.50	–	–	30.50 <input checked="" type="checkbox"/>	237	69
Marcos Roland	BRA		2181.88	5	4	5	2.50	4	5	5	–	–	–	–	–	30.50 <input checked="" type="checkbox"/>	238	70
Peter Bakker	NED		2149.52	5	3	2	–	–	–	5	5	0	5	–	5	30.00 <input checked="" type="checkbox"/>	240	71-73
Nikos Mendrinou	GRE	FM	2365.17	0	5	5	2.50	0	5	5	5	0	2.50	0	–	30.00 <input checked="" type="checkbox"/>	240	71-73
Roland Ott	SUI		2238.01	5	5	5	–	0	5	5	5	0	–	0	–	30.00 <input checked="" type="checkbox"/>	240	71-73
Dmitro Grinchenko	UKR		1759.35	5	5	5	–	–	–	5	4.50	–	5	–	–	29.50 <input checked="" type="checkbox"/>	240	74
Stephen Rothwell	GER		2267.91	5	3	1	–	–	0	5	5	0	5	–	5	29.00 <input checked="" type="checkbox"/>	240	75
Viktoras Paliulionis	LTU		2107.52	5	5	1	–	–	0	5	2	0	5	–	5	28.00 <input checked="" type="checkbox"/>	240	76
Panagiotis Konidaris	GRE		2116.32	5	5	2	2.50	–	3	5	0	0	5	0	0	27.50 <input checked="" type="checkbox"/>	240	77-78
Vilimantas Satkus	LTU		2068.27	5	5	0	2.50	0	0	5	5	–	5	–	–	27.50 <input checked="" type="checkbox"/>	240	77-78
Nikolay Jakunin	RUS		2121.15	5	5	2	–	–	0	5	5	–	5	0	–	27.00 <input checked="" type="checkbox"/>	120	79
Johan de Boer	NED	FM	2248.12	5	5	2	–	–	0	5	4	1	5	0	0	27.00 <input checked="" type="checkbox"/>	240	80-83
Martin Hoffmann	SUI		2168.92	5	5	2	–	3	0	5	4.50	0	2.50	–	–	27.00 <input checked="" type="checkbox"/>	240	80-83
Modris Rāviņš	LAT		2194.77	5	3	1	–	–	5	5	–	–	5	–	3	27.00 <input checked="" type="checkbox"/>	240	80-83
Evgeny Vaulin	RUS		2065.20	5	5	2	–	0	0	5	5	0	5	0	–	27.00 <input checked="" type="checkbox"/>	240	80-83
David Friedgood	GBR	IM	2301.10	0	3	5	–	4	–	5	3.50	1	5	–	–	26.50 <input checked="" type="checkbox"/>	240	84-87

13th International Solving Contest (ISC) – Sunday, 29th January 2017

Solver	From	Title	Rating	1	2	3	4	5	6	7	8	9	10	11	12	Points	Time	Rank
Ryszard Krolikowski	POL		2098.74	5	4	2	–	0	0	5	4	0	5	0	1.50	26.50 <input checked="" type="checkbox"/>	240	84-87
Yury Malyskin	RUS		2242.46	0	4	5	–	0	5	5	5	0	2.50	–	–	26.50 <input checked="" type="checkbox"/>	240	84-87
Ryuji Nakamura	JPN		1795.85	5	5	5	–	–	–	5	3	1	2.50	–	–	26.50 <input checked="" type="checkbox"/>	240	84-87
Harry Fougiaxis	GRE		1975.39	0	5	1	2.50	–	5	5	–	0	2.50	–	5	26.00 <input checked="" type="checkbox"/>	235	88
Andreas Rein	GER		2278.76	5	5	5	2.50	–	0	5	0	1	2.50	0	–	26.00 <input checked="" type="checkbox"/>	239	89
Danko Gazarek	CRO		2141.36	5	4	5	–	–	0	5	4	0	2.50	–	–	25.50 <input checked="" type="checkbox"/>	239	90
Vlaicu Crisan	ROU	IM	2370.77 na	5	5	2	2.50	–	0	5	0	1	5	0	–	25.50 <input checked="" type="checkbox"/>	240	91-93
Rafal Guzewicz	POL		2024.22	5	0	5	–	–	5	5	–	0	2.50	–	3	25.50 <input checked="" type="checkbox"/>	240	91-93
Milan Svrcek	SVK		2029.28	0	5	–	2.50	–	4	5	5	0	2.50	–	1.50	25.50 <input checked="" type="checkbox"/>	240	91-93
Ken Dewhurst	GBR		1806.94	5	1	2	2.50	0	0	5	3.50	1	5	0	–	25.00 <input checked="" type="checkbox"/>	238	94
Ariunbuuvei Badamdroj	MGL		1957.17 h	5	0	2	–	–	–	5	1	4	2.50	5	–	24.50 <input checked="" type="checkbox"/>	235	95
Mirko Miljanic	SRB		1989.16	5	4	5	–	0	–	5	4	1	–	–	–	24.00 <input checked="" type="checkbox"/>	240	96
Venkata Ramanaraju Haribalu	IND		1995.85 h	0	4	5	0	0	1	5	5	1	2.50	0	–	23.50 <input checked="" type="checkbox"/>	240	97-99
Matsu Tomohiko	JPN		1847.75	5	–	5	–	–	–	5	5	1	2.50	–	–	23.50 <input checked="" type="checkbox"/>	240	97-99
Ian Watson	GBR		2244.84	0	5	5	–	0	0	5	5	1	2.50	0	0	23.50 <input checked="" type="checkbox"/>	240	97-99
Hannu Harkola	FIN		1970.71	5	–	5	2.50	–	0	5	–	0	5	–	–	22.50 <input checked="" type="checkbox"/>	235	100
Igor Maksimenko	UKR		2178.46 na	5	5	5	–	0	0	5	0	0	2.50	0	–	22.50 <input checked="" type="checkbox"/>	240	101
Volker Gulke	GER		2290.51	5	4	–	–	–	0	5	5	–	0	–	3	22.00 <input checked="" type="checkbox"/>	240	102-105
David Hodge	GBR		2223.66	5	0	0	–	–	5	5	4.50	0	2.50	0	0	22.00 <input checked="" type="checkbox"/>	240	102-105
S Mari Arul	IND		1943.80	5	0	5	0	–	–	5	3.50	1	2.50	–	–	22.00 <input checked="" type="checkbox"/>	240	102-105
V. Ravichandran	IND		1919.46 h	5	0	5	0	–	–	5	3.50	1	2.50	–	–	22.00 <input checked="" type="checkbox"/>	240	102-105
Leokratis Anemodouras	GRE		1860.10	5	2	–	2.50	–	–	5	4.50	–	2.50	0	0	21.50 <input checked="" type="checkbox"/>	240	106-108
Vladimir Bartosh	BLR		1966.94	0	4	5	–	0	5	5	–	0	2.50	–	–	21.50 <input checked="" type="checkbox"/>	240	106-108
Milan Simic	SRB		2061.61	0	5	5	–	–	0	5	4	–	2.50	–	–	21.50 <input checked="" type="checkbox"/>	240	106-108
Juha Saukkola	FIN		1897.65	5	–	1	2.50	–	–	5	1.50	1	5	0	0	21.00 <input checked="" type="checkbox"/>	236	109
Lubomir Siran	SVK	FM	2103.83	5	4	1	–	–	0	0	3	0	5	0	3	21.00 <input checked="" type="checkbox"/>	240	110
Josef Marsalek	CZE		1850.89 h	5	0	2	–	–	0	5	3.50	1	2.50	–	1.50	20.50 <input checked="" type="checkbox"/>	239	111
Steffen Slumstrup Nielsen	DEN		2029.63	5	3	5	–	–	0	5	–	0	2.50	–	–	20.50 <input checked="" type="checkbox"/>	240	112-113





























13th International Solving Contest (ISC) – Sunday, 29th January 2017

Solver	From	Title	Rating	1	2	3	4	5	6	7	8	9	10	11	12	Points	Time	Rank
Gerold Schaffner	SUI		2061.03	5	3	–	2.50	0	0	5	0	–	5	0	–	20.50 <input checked="" type="checkbox"/>	240	112-113
Jose Antonio Coello Alonso	ESP		1919.32	5	4	1	–	–	–	5	5	–	–	–	–	20.00 <input checked="" type="checkbox"/>	234	114
Toshiki Kobayashi	JPN		2055.92	5	5	0	2.50	–	0	5	–	0	2.50	–	0	20.00 <input checked="" type="checkbox"/>	240	115
Dafydd Johnston	GBR		2104.78	5	0	5	–	–	0	5	3.50	1	–	0	–	19.50 <input checked="" type="checkbox"/>	240	116-117
S Raghuraman	IND		2049.89 h	5	0	2	0	–	1	5	3	1	2.50	–	0	19.50 <input checked="" type="checkbox"/>	240	116-117
Gennady Egorov	RUS		1865.07 h	5	4	–	–	–	–	5	0	–	5	–	–	19.00 <input checked="" type="checkbox"/>	240	118-120
Maksim Romanov	RUS		1962.50 h	5	3	5	–	0	0	5	–	1	–	–	–	19.00 <input checked="" type="checkbox"/>	240	118-120
Zoran Sibinovic	SRB		1985.95	5	4	2	–	–	0	0	3	0	5	–	–	19.00 <input checked="" type="checkbox"/>	240	118-120
Chris Shephard	GBR		1830.87	0	4	5	–	–	–	5	3.50	1	–	–	–	18.50 <input checked="" type="checkbox"/>	237	121
Danila Bilan	RUS		1941.89	5	0	1	–	–	0	5	2	0	2.50	–	3	18.50 <input checked="" type="checkbox"/>	240	122-123
Ryo Shiomi	JPN		1899.38	0	–	2	2.50	–	–	5	3	1	5	–	–	18.50 <input checked="" type="checkbox"/>	240	122-123
Vadim Panuev	RUS		1853.99	5	4	0	–	–	0	5	4	0	–	–	–	18.00 <input checked="" type="checkbox"/>	240	124
Dimitris Skyrianoglou	GRE		1968.74	5	0	–	–	–	–	5	4	1	2.50	–	–	17.50 <input checked="" type="checkbox"/>	236	125
Marko Klasinc	SLO	FM	2227.80	0	5	0	2.50	–	0	5	0	–	5	0	–	17.50 <input checked="" type="checkbox"/>	240	126-129
Karol Ruckschloss	SVK		1868.23	5	3	2	–	–	–	5	2.50	0	–	–	–	17.50 <input checked="" type="checkbox"/>	240	126-129
Igor Spiric	SRB		2215.16	5	5	1	–	0	0	5	0	0	–	0	1.50	17.50 <input checked="" type="checkbox"/>	240	126-129
BRAnko Udovcic	CRO		2080.18	5	0	–	–	–	0	5	5	–	2.50	–	–	17.50 <input checked="" type="checkbox"/>	240	126-129
Andrei Krohmalnik	ISR		1823.62	5	–	2	2.50	–	–	5	–	–	2.50	0	–	17.00 <input checked="" type="checkbox"/>	240	130-132
Janne Syvaniemi	FIN		1924.17	0	0	–	2.50	–	3	5	0	0	5	0	1.50	17.00 <input checked="" type="checkbox"/>	240	130-132
Stefan Zollin GER	SUI		2041.92	5	–	2	0	–	–	5	0	0	5	0	–	17.00 <input checked="" type="checkbox"/>	240	130-132
Borislav Gadjanski	SRB		1995.78	5	4	–	–	–	0	0	0	–	5	2.50	–	16.50 <input checked="" type="checkbox"/>	240	133-134
Pawel Korolewicz	POL		1611.69 h	5	–	2	–	–	2	5	–	0	2.50	–	–	16.50 <input checked="" type="checkbox"/>	240	133-134
Alexander Fica	CZE		1707.35	5	0	–	–	–	–	5	3.50	–	2.50	–	–	16.00 <input checked="" type="checkbox"/>	239	135
Evgeny Kopylov	RUS		1857.38	5	0	1	–	0	1	5	4	0	–	0	–	16.00 <input checked="" type="checkbox"/>	240	136
Roy Ehrlich	ISR		1818.28	5	0	0	–	0	0	5	4.50	1	–	0	–	15.50 <input checked="" type="checkbox"/>	233	137
Nikolaos Georgakopoulos	GRE			0	0	5	–	–	0	5	2	1	2.50	–	–	15.50 <input checked="" type="checkbox"/>	240	138-139
Aleksandr Shanin	RUS		1931.38 h	5	3	–	–	–	0	5	0	–	2.50	–	–	15.50 <input checked="" type="checkbox"/>	240	138-139
Jacek Stopa	POL	FM	2351.69	0	0	5	2.50	0	0	5	–	–	2.50	–	–	15.00 <input checked="" type="checkbox"/>	185	140

13th International Solving Contest (ISC) – Sunday, 29th January 2017

Solver	From	Title	Rating	1	2	3	4	5	6	7	8	9	10	11	12	Points	Time	Rank
Mikhail Mishko	UKR		2034.52 h	5	–	–	–	–	–	5	–	–	–	–	5	15.00 <input checked="" type="checkbox"/>	200	141
Alexandros Dimitriadis	GRE		1837.77	5	0	1	–	–	–	5	4	0	–	0	–	15.00 <input checked="" type="checkbox"/>	240	142-146
Miroslav Henrych	CZE		1977.63	5	–	–	2.50	–	0	5	–	–	2.50	–	–	15.00 <input checked="" type="checkbox"/>	240	142-146
Kenji Hoshino	JPN		1811.19	5	0	–	2.50	0	–	5	0	–	2.50	–	–	15.00 <input checked="" type="checkbox"/>	240	142-146
Solaiappan Manikumar	IND		1805.18 h	0	4	1	0	2.50	–	5	0	–	2.50	–	–	15.00 <input checked="" type="checkbox"/>	240	142-146
Chrisanthos Pountzas	GRE		1744.04	5	0	2	–	0	–	5	3	0	0	–	–	15.00 <input checked="" type="checkbox"/>	240	142-146
Naoki Matsuzaki	JPN		1723.06	5	0	–	–	–	2	5	2.50	–	–	–	–	14.50 <input checked="" type="checkbox"/>	240	147-148
Nery Strasman	ISR		1662.13 na	5	1	1	–	–	–	5	–	0	2.50	–	–	14.50 <input checked="" type="checkbox"/>	240	147-148
Piotr Rutkowski	POL			0	4	2	–	–	–	5	2	1	0	0	0	14.00 <input checked="" type="checkbox"/>	223	149
Aleksander Kostenko	UKR			0	–	1	–	–	–	5	2	1	5	–	–	14.00 <input checked="" type="checkbox"/>	235	150
Georgiy Oblyashevskiy	UKR		1778.81	0	4	–	–	–	–	5	–	–	5	–	–	14.00 <input checked="" type="checkbox"/>	237	151-152
Zivojin Perovic	SRB		2057.45	5	–	0	–	–	0	5	4	0	–	0	–	14.00 <input checked="" type="checkbox"/>	237	151-152
Oleg Shalygin	UKR		1937.70	0	3	1	–	0	5	0	2.50	0	2.50	0	0	14.00 <input checked="" type="checkbox"/>	240	153-154
Ante Leon Starcevic	CRO			0	2	2	–	0	0	5	4	1	–	–	–	14.00 <input checked="" type="checkbox"/>	240	153-154
Aleksandr Derevchuk	UKR		1826.41	5	–	–	–	–	0	5	2.50	1	–	–	–	13.50 <input checked="" type="checkbox"/>	239	155-156
Urban Zupancic	SLO		1743.02	5	–	1	–	–	0	5	–	0	–	2.50	–	13.50 <input checked="" type="checkbox"/>	239	155-156
Nikola Nikolic	SRB		1799.81	5	0	2	–	–	–	5	0	1	–	0	–	13.00 <input checked="" type="checkbox"/>	229	157
Laurent Riguet	FRA		1916.24	5	–	–	2.50	–	–	5	–	–	–	–	–	12.50 <input checked="" type="checkbox"/>	148	158
Go Umayabara	JPN		1970.06 h	5	0	0	–	–	0	0	4	1	2.50	0	–	12.50 <input checked="" type="checkbox"/>	240	159
Janez Nastran	SLO		1731.89	5	–	2	–	–	–	5	–	0	–	0	–	12.00 <input checked="" type="checkbox"/>	216	160
Elvina Esenzharova	RUS	w		5	3	2	–	1	–	0	0	1	–	–	–	12.00 <input checked="" type="checkbox"/>	235	161
Migchiel de Jong	NED			5	0	2	–	0	0	0	4	1	–	0	0	12.00 <input checked="" type="checkbox"/>	238	162
Danilo Brankovic	SRB		1981.01 h	5	–	2	–	–	0	5	–	0	–	–	–	12.00 <input checked="" type="checkbox"/>	240	163-164
Nikolay Mucha	UKR		1657.76	5	0	1	–	0	–	5	0	1	–	0	0	12.00 <input checked="" type="checkbox"/>	240	163-164
Anatolie Ghinda	MDA		2117.16	5	2	0	–	0	0	0	4	–	–	–	–	11.00 <input checked="" type="checkbox"/>	210	165
Viktor Scherbina	UKR		2227.93 h	0	–	1	0	0	–	5	–	–	5	–	–	11.00 <input checked="" type="checkbox"/>	240	166
Imanol Zurutuza Sunsundegi	ESP			0	–	–	2.50	–	–	0	3	–	5	–	–	10.50 <input checked="" type="checkbox"/>	232	167
Panagiotis Masouros	GRE		1830.22	0	3	–	–	–	–	5	–	–	2.50	–	–	10.50 <input checked="" type="checkbox"/>	240	168

13th International Solving Contest (ISC) – Sunday, 29th January 2017

Solver	From	Title	Rating	1	2	3	4	5	6	7	8	9	10	11	12	Points	Time	Rank
Luis Carlos Onetxa Molinuevo	 ESP		1650.97	5	0	–	–	0	–	5	0	0	–	–	–	10.00 <input checked="" type="checkbox"/>	235	169
Marian Cervenka	 SVK		1564.33	5	0	0	–	–	–	5	0	0	–	–	–	10.00 <input checked="" type="checkbox"/>	236	170
Lkhagva Jambaldoo	 MGL		1776.67 h	0	0	1	–	–	0	5	4	0	0	–	–	10.00 <input checked="" type="checkbox"/>	240	171-174
Bent Martin Muus	 DEN		1671.90	5	–	–	–	–	0	5	–	–	–	–	–	10.00 <input checked="" type="checkbox"/>	240	171-174
Rajendran Raju	 IND		1805.18 h	0	–	–	–	–	–	5	–	–	5	–	–	10.00 <input checked="" type="checkbox"/>	240	171-174
Tomomichi Suzuki	 JPN		1973.18	0	–	5	–	–	0	5	–	0	–	–	0	10.00 <input checked="" type="checkbox"/>	240	171-174
Maryan Kerhuel	 FRA		1828.23 h	0	0	2	–	–	0	5	0	0	2.50	0	–	9.50 <input checked="" type="checkbox"/>	238	175
David Carter	 GBR		1400.05 h	5	–	2	–	–	0	0	–	0	2.50	–	–	9.50 <input checked="" type="checkbox"/>	240	176
Georgios Spyropoulos	 GRE		1796.58	5	3	–	–	0	0	0	0	1	–	0	0	9.00 <input checked="" type="checkbox"/>	235	177
Buyannemekh Biziya	 MGL		1905.60 h	0	2	2	0	0	–	5	0	0	–	0	–	9.00 <input checked="" type="checkbox"/>	238	178
Chaim Temes	 ISR		1813.06	0	4	–	–	–	0	0	0	–	5	–	–	9.00 <input checked="" type="checkbox"/>	240	179
Arto Heimonen	 FIN		1640.62	0	–	1	–	–	0	5	–	0	2.50	–	–	8.50 <input checked="" type="checkbox"/>	233	180
Antons Gajevskis	 LAT		1840.09	0	3	1	–	–	2	0	–	0	2.50	–	–	8.50 <input checked="" type="checkbox"/>	240	181-182
Matti Rasilainen	 FIN		1698.31	0	0	1	–	0	0	5	0	0	2.50	0	0	8.50 <input checked="" type="checkbox"/>	240	181-182
Franjo Josip Markovic	 CRO			0	0	2	–	–	–	5	0	1	–	–	–	8.00 <input checked="" type="checkbox"/>	240	183-184
Daniela Rusu	 ROU	w		5	1	2	–	0	–	0	0	0	–	–	–	8.00 <input checked="" type="checkbox"/>	240	183-184
Mihajlo BRAnkovic	 SRB		1741.11 h	5	–	–	–	–	–	0	–	–	2.50	–	–	7.50 <input checked="" type="checkbox"/>	240	185-187
Poul Hedegaard Jensen	 DEN		1605.26	0	–	1	–	–	–	5	1.50	0	–	–	–	7.50 <input checked="" type="checkbox"/>	240	185-187
Michael Schna BEL	 GER		1853.64	0	0	–	2.50	–	–	5	–	–	–	–	–	7.50 <input checked="" type="checkbox"/>	240	185-187
Andrey Kalinin	 LAT		1739.79	5	0	2	–	–	–	0	–	0	–	–	0	7.00 <input checked="" type="checkbox"/>	237	188
Ēriks Priednieks	 LAT		1823.13	0	–	2	–	–	–	0	0	0	5	–	–	7.00 <input checked="" type="checkbox"/>	240	189-190
Krzysztof Spicak	 POL		1602.70	5	0	1	–	0	–	0	0	1	–	0	–	7.00 <input checked="" type="checkbox"/>	240	189-190
Romualdas Racinskas	 LTU		1586.56	0	–	1	–	–	–	5	–	0	–	–	–	6.00 <input checked="" type="checkbox"/>	234	191
Tiberiu Orban	 ROU			5	0	0	0	0	0	0	0	1	0	0	0	6.00 <input checked="" type="checkbox"/>	236	192
Mihajlo Vujasinovic	 SRB		1805.70	0	0	2	0	–	–	0	4	–	–	0	–	6.00 <input checked="" type="checkbox"/>	237	193
Bozidar Soskic	 SRB		1893.20	5	0	–	0	0	0	0	0	1	–	0	–	6.00 <input checked="" type="checkbox"/>	240	194
Andrej Jakobcic	 SLO		1664.60	0	0	2	2.50	–	–	0	–	1	–	0	–	5.50 <input checked="" type="checkbox"/>	217	195
Stane Rijavec	 SLO			5	–	–	–	–	–	0	0.50	–	–	–	–	5.50 <input checked="" type="checkbox"/>	240	196


13th International Solving Contest (ISC) – Sunday, 29th January 2017

Solver	From	Title	Rating	1	2	3	4	5	6	7	8	9	10	11	12	Points	Time	Rank
Stasis Granauskis	LAT		1685.99	0	0	0	–	–	0	5	0	0	–	–	–	5.00 <input checked="" type="checkbox"/>	238	197
Michal Hacaperka	CZE		1625.58 h	0	–	–	–	–	–	5	–	0	–	–	–	5.00 <input checked="" type="checkbox"/>	239	198
Māris Kaktiņš	LAT			0	–	–	–	–	–	5	–	–	–	–	–	5.00 <input checked="" type="checkbox"/>	240	199-200
Shinichi Soma	JPN		1531.69 h	5	–	–	–	–	–	–	–	–	–	–	–	5.00 <input checked="" type="checkbox"/>	240	199-200
Borut Luzar	SLO		1685.78	0	0	1	–	–	0	0	3.50	0	–	–	0	4.50 <input checked="" type="checkbox"/>	204	201
Brian Cook	GBR		1661.96 h	0	0	1	–	–	0	0	1	0	2.50	–	0	4.50 <input checked="" type="checkbox"/>	240	202-203
Antti Parkkinen	FIN		1788.37	0	0	2	–	–	0	0	–	0	2.50	0	–	4.50 <input checked="" type="checkbox"/>	240	202-203
Luboš Oravec	SVK		1600.00	0	1	–	–	–	–	0	2	–	–	–	–	3.00 <input checked="" type="checkbox"/>	232	204
Victor Geru	MDA		1817.55	0	0	2	–	0	–	0	0	1	0	0	–	3.00 <input checked="" type="checkbox"/>	240	205
Emmanuel Manolas	GRE		1772.61	0	–	–	0	–	0	0	0	0	2.50	–	–	2.50 <input checked="" type="checkbox"/>	239	206
Hideki Fujisawa	JPN			–	–	–	–	–	–	–	–	–	2.50	–	–	2.50 <input checked="" type="checkbox"/>	240	207-208
Evangelos Petridis	GRE		1693.82	–	–	–	–	–	–	0	–	0	2.50	0	–	2.50 <input checked="" type="checkbox"/>	240	207-208
Stefan Chiliverdi	MDA		1583.15 h	–	0	2	0	–	–	–	0	–	–	–	–	2.00 <input checked="" type="checkbox"/>	240	209-212
Constantin Marandici	MDA		1679.87	0	0	1	0	–	–	0	–	1	–	–	–	2.00 <input checked="" type="checkbox"/>	240	209-212
Ghenadii Tcacenco	MDA		1686.42 h	0	0	2	–	–	–	–	0	–	–	–	–	2.00 <input checked="" type="checkbox"/>	240	209-212
Tatjana Troyanok	RUS	w		0	0	2	–	0	0	–	–	–	–	–	–	2.00 <input checked="" type="checkbox"/>	240	209-212
Ioan I. Pop	ROU			0	0	1	0	0	0	0	0	0	0	0	–	1.00 <input checked="" type="checkbox"/>	221	213
Nick Bocharov	UKR		1686.42 h	0	0	1	–	–	–	0	0	–	–	–	–	1.00 <input checked="" type="checkbox"/>	236	214
Vladimir Bepalov	MDA		1702.68	0	0	0	–	0	–	0	0	1	–	0	–	1.00 <input checked="" type="checkbox"/>	240	215-217
Gheorghe Kiliverdi	MDA		1931.57	0	–	1	0	–	–	0	0	0	0	0	0	1.00 <input checked="" type="checkbox"/>	240	215-217
Louise Magnier	FRA	w		0	0	1	–	0	–	–	–	–	–	–	–	1.00 <input checked="" type="checkbox"/>	240	215-217
Yulia Dementeva	RUS	w	1609.05 h	0	0	–	0	–	0	0	–	–	–	–	–	0.00 <input checked="" type="checkbox"/>	240	218-223
Thierry Le Gleuher	FRA		1750.87 h	0	–	0	–	–	–	0	–	0	0	0	0	0.00 <input checked="" type="checkbox"/>	240	218-223
Grigoriy Lyubimenco	RUS			0	0	0	–	0	0	0	0	0	–	–	0	0.00 <input checked="" type="checkbox"/>	240	218-223
Lazar Mester	ROU			0	0	0	–	–	–	–	–	–	–	–	–	0.00 <input checked="" type="checkbox"/>	240	218-223
Oleg Oryshich	RUS			0	–	–	–	–	–	–	–	–	–	–	–	0.00 <input checked="" type="checkbox"/>	240	218-223
Bogdan Stawarz	POL		1653.83	0	–	–	–	–	0	0	–	–	0	–	–	0.00 <input checked="" type="checkbox"/>	240	218-223

223 solver(s)

Problems and Solutions - Category 1

1




Roland Löwe

Freie Presse, 1986

1.Qd2! [5]

#2

2




Allard Eerkes & Megchiel Schrader

4.hm. l'Echiquier belge/het Belgisch Schaakbord, 1984-1985

- 1.Qb1! > Sa6+ [1]
- 1... Bb2 2.Rc4+ [1]
- 1... Rb2 2.Rd5+ [1]
- 1... Bxb5 2.Sd3+ [1]
- 1... Sc7 2.Qd3 [1]

#3

3




David Gurgendze & Martin Minski
original for Magyar Sakkvilág, 2017

1.Lf5+ [1]
 1... Kd6+ 2.Kg6 [1]
 2... d1Q 3.Rd8+ Rd7 4.Rxd7 Ke5 5.Se1 [3]
 5... Qa1 6.Sd3#

+

4




Christopher Jones
original for ISC 2017

a)
 1... Bxg4 2.d1B Be6 3.Bg4 Bg8 4.Bf5 exf5 5.Bc6 f6 6.Bd7 f7 7.Ke6 f8Q# [2.5]
 b)
 1... Bxh1 2.Kd4 Kg2 3.Kxe4 Kg3+ 4.Ke3 Kxg4 5.Kf2 Be4 6.Kg1 Kf3 7.Kh1 Kf2# [2.5]

h#6.5


b) Kd6->c5



Leonid Makaronez
Thema Danicum, 2000

- 1.Se5!
 > 2.Rc4+ bxc4 3.Sc6+ [1]
 1... Bxe5 2.Rd6+ Bxd6 3.Qd5+ [1]
 1... Sxf2 2.Bb2+ Ke3 3.Sd5+ [1]
 1... Rxe5 2.Se2+
 2... Kd3 3.Sxc1+ [1]
 2... Rxe2 3.Qc5+ [1]

#4




Peter Sickinger
1.hm. Solidarity, 1986-1989

- 1.Bxb7!
 > 2.Qe8 Re1 3.Qe3+ (Sxe3#) [2]
 1... Re1 2.Sc6+ Ke4 3.Sxf2 (Sxf2#) [1]
 1... f6/f5 2.Sb3+ Bxb3 3.Bc3 (Sxc3#) [1]
 1... Bh7 2.Qd3+ Bxd3 3.e3 Sxe3# [1]

s#3

7




Ferenc Fleck

1.Pl. Italy - Hungary, 1971

1.Ba7! [5]

#2

8




Miroslav Havel

2.Pr. Stratford Express, 1949

1.Qh3!
 > 2.Qxc3+ [1]
 1... Rc2 2.Qe3+ [0.5]
 1... Re3 2.Qxe3+ [0.5]
 1... e3 2.Qh4 [1]
 1... Kb5 2.Bc4+ [0.5]
 1... Kd6 2.Bc6 [1]
 1... Bxd5 2.Rxd5+ [0.5]

#3

9




Richard Becker

Sp.Pr. Zhigulevskie Zori, 2008

- 1.Sg5 [1]
 1... Qa4 2.h8Q Qd1+ 3.Sf3 [1]
 3... Kxf3 4.Be2+ [1]
 4... Qxe2 5.Qb8 [1]
 5... Qd1 6.Qd8 [1]
 6... Qxd8 stalemate

=

10




Fadil Abdurahmanović & bernd ellinghoven

original

- I) 1.Rbb8 Rh7 2.Kb6 Bg7 3.Ka7 Bxd4# [2.5]
 II) 1.Bb8 a4 2.Sc7 Kxh2 3.Sd5+ Rc7# [2.5]

h#3 2 sol.

11




#6

Michael Herzberg

Die Schwalbe, 1998

1.Sc1 Kf4 2.h4
 2... Bd7 3.Se2+ Ke5 4.c6 b6 5.Bxb6 [2.5]
 2... Kg3 3.Sf5+ Kf2 4.Sd3+ Kf1 5.Sxd4 [2.5]

12



s#4

Evgeny Fomichev

Phénix, 2002

1.Qb6!
 > 2.Bc2+ Kxc4 3.Ra4+ Kd5 4.Qe6+ (fxe6#) @
 1... Qf8 2.Se5+ fxe5 3.Qd4+ exd4 4.Sc5+ (Qxc5#) @
 1... Sxf4 2.Sxf4 gxf4 3.Sf2+ Rxf2 4.Qe3+ (fxe3#) @

@ @ @ = 1.5 / 3.0 / 5.0